



Location: MA1w - International Finance Centre (Western Wing)

Report on 24-hour TSP monitoring  
 Action Level ( $\mu\text{g}/\text{m}^3$ ) - 173.4  
 Limit Level ( $\mu\text{g}/\text{m}^3$ ) - 260

Date	Sampling Time	Weather Condition	Filter paper no.	Filter Weight, g		Elapse Time, hr		Sampling Time, hr	Flow Rate, $\text{m}^3/\text{min}$			Total Volume, $\text{m}^3$	TSP Level, $\mu\text{g}/\text{m}^3$
				Initial	Final	Initial	Final		Initial, $Q_{si}$	Final, $Q_{sf}$	Average		
30-May-11	08:00	Sunny	000415	2.7476	2.8484	10068.29	10092.29	24.00	1.29	1.29	1.29	1857	54
03-Jun-11	08:00	Fine	000613	2.7812	2.8944	10095.29	10119.29	24.00	1.29	1.29	1.29	1852	61
09-Jun-11	08:00	Sunny	000545	2.7787	2.8319	10122.29	10146.29	24.00	1.28	1.28	1.28	1845	29
15-Jun-11	08:00	Fine	000663	2.8177	2.8640	10149.29	10173.29	24.00	1.30	1.30	1.30	1872	25
22-Jun-11	08:00	Fine	000464	2.7353	2.8054	10176.29	10200.29	24.00	1.23	1.23	1.23	1770	40
27-Jun-11	08:00	Cloudy	000750	2.8093	2.9084	10203.28	10227.28	24.00	1.28	1.28	1.28	1846	54

Report on 1-hour TSP monitoring  
 Action Level ( $\mu\text{g}/\text{m}^3$ ) - 325.1  
 Limit Level ( $\mu\text{g}/\text{m}^3$ ) - 500

Date	Sampling Time	Weather Condition	Filter paper no.	Filter Weight, g		Elapse Time, hr		Sampling Time, hr	Flow Rate, $\text{m}^3/\text{min}$			Total Volume, $\text{m}^3$	TSP Level, $\mu\text{g}/\text{m}^3$
				Initial	Final	Initial	Final		Initial, $Q_{si}$	Final, $Q_{sf}$	Average		
31-May-11	09:33	Sunny	000462	2.7667	2.7811	10092.29	10093.29	1.00	1.19	1.19	1.19	71	202
31-May-11	13:00	Sunny	000456	2.7700	2.7854	10093.29	10094.29	1.00	1.19	1.19	1.19	71	216
31-May-11	14:55	Sunny	000454	2.7583	2.7724	10094.29	10095.29	1.00	1.19	1.19	1.19	71	198
04-Jun-11	08:34	Sunny	000537	2.8060	2.8138	10119.29	10120.29	1.00	1.18	1.18	1.18	71	110
04-Jun-11	09:43	Sunny	000539	2.7855	2.7916	10120.29	10121.29	1.00	1.18	1.18	1.18	71	86
04-Jun-11	11:00	Sunny	000542	2.7968	2.8043	10121.29	10122.29	1.00	1.18	1.18	1.18	71	106
10-Jun-11	08:25	Sunny	000549	2.8052	2.8135	10146.29	10147.29	1.00	1.18	1.18	1.18	71	117
10-Jun-11	09:38	Sunny	000669	2.8077	2.8132	10147.29	10148.29	1.00	1.18	1.18	1.18	71	78
10-Jun-11	10:50	Sunny	000667	2.8018	2.8072	10148.29	10149.29	1.00	1.18	1.18	1.18	71	76
16-Jun-11	10:00	Fine	000525	2.7744	2.7834	10173.29	10174.29	1.00	1.20	1.20	1.20	72	125
16-Jun-11	11:00	Fine	000527	2.8028	2.8093	10174.29	10175.29	1.00	1.20	1.20	1.20	72	91
16-Jun-11	13:56	Fine	000428	2.7418	2.7460	10175.29	10176.29	1.00	1.20	1.20	1.20	72	59
23-Jun-11	10:00	Cloudy	000571	2.7838	2.7955	10200.29	10201.29	1.00	1.18	1.18	1.18	71	165
23-Jun-11	11:00	Cloudy	000582	2.7938	2.8017	10201.29	10202.29	1.00	1.18	1.18	1.18	71	111
23-Jun-11	13:00	Cloudy	000610	2.7646	2.7715	10202.29	10203.29	1.00	1.18	1.18	1.18	71	97

Due to lack of electricity supply on 21 June 2011. 1-hr and 24-hr TSP monitoring were rescheduled on 22 and 23 June 2011.



Location: MA1e - International Finance Centre (Eastern Wing)

Report on 24-hour TSP monitoring

Action Level ( $\mu\text{g}/\text{m}^3$ ) - 173.4  
 Limit Level ( $\mu\text{g}/\text{m}^3$ ) - 260

Date	Sampling Time	Weather Condition	Filter paper no.	Filter Weight, g		Elapse Time, hr		Sampling Time, hr	Flow Rate, $\text{m}^3/\text{min}$			Total Volume, $\text{m}^3$	TSP Level, $\mu\text{g}/\text{m}^3$
				Initial	Final	Initial	Final		Initial, $Q_{si}$	Final, $Q_{sf}$	Average		
30-May-11	08:00	Sunny	000416	2.7609	2.9062	6894.61	6918.61	24.00	1.35	1.35	1.35	1942	75
03-Jun-11	08:00	Fine	000614	2.7912	2.9180	6921.61	6945.61	24.00	1.35	1.35	1.35	1937	65
09-Jun-11	08:00	Sunny	000544	2.7937	2.8477	6948.61	6972.61	24.00	1.34	1.34	1.34	1929	28
15-Jun-11	08:00	Fine	000664	2.8367	2.8911	6975.61	6999.61	24.00	1.38	1.36	1.37	1974	28
21-Jun-11	08:00	Cloudy	000654	2.8274	2.9015	7002.61	7026.61	24.00	1.34	1.37	1.35	1947	38
27-Jun-11	08:00	Cloudy	000750	2.8093	2.9084	7029.60	7053.60	24.00	1.34	1.37	1.35	1947	51

Report on 1-hour TSP monitoring

Action Level ( $\mu\text{g}/\text{m}^3$ ) - 325.1  
 Limit Level ( $\mu\text{g}/\text{m}^3$ ) - 500

Date	Sampling Time	Weather Condition	Filter paper no.	Filter Weight, g		Elapse Time, hr		Sampling Time, hr	Flow Rate, $\text{m}^3/\text{min}$			Total Volume, $\text{m}^3$	TSP Level, $\mu\text{g}/\text{m}^3$
				Initial	Final	Initial	Final		Initial, $Q_{si}$	Final, $Q_{sf}$	Average		
31-May-11	09:25	Sunny	000461	2.7629	2.7786	6918.61	6919.61	1.00	1.35	1.35	1.35	81	194
31-May-11	13:00	Sunny	000455	2.7812	2.7970	6919.61	6920.61	1.00	1.35	1.35	1.35	81	195
31-May-11	15:05	Sunny	000453	2.7736	2.7880	6920.61	6921.61	1.00	1.35	1.35	1.35	81	178
04-Jun-11	08:26	Sunny	000536	2.7832	2.7889	6945.61	6946.61	1.00	1.35	1.35	1.35	81	71
04-Jun-11	09:35	Sunny	000538	2.7895	2.7965	6946.61	6947.61	1.00	1.35	1.35	1.35	81	87
04-Jun-11	11:00	Sunny	000543	2.7928	2.7989	6947.61	6948.61	1.00	1.35	1.35	1.35	81	76
10-Jun-11	08:15	Sunny	000548	2.8074	2.8179	6972.61	6973.61	1.00	1.34	1.34	1.34	80	131
10-Jun-11	09:32	Sunny	000670	2.8057	2.8126	6973.61	6974.61	1.00	1.34	1.34	1.34	80	86
10-Jun-11	10:40	Sunny	000668	2.8266	2.8329	6974.61	6975.61	1.00	1.34	1.34	1.34	80	78
16-Jun-11	09:00	Fine	000524	2.7941	2.8016	6999.61	7000.61	1.00	1.17	1.17	1.17	70	107
16-Jun-11	10:00	Fine	000526	2.8151	2.8209	7000.61	7001.61	1.00	1.36	1.36	1.36	81	71
16-Jun-11	13:50	Fine	000255	2.7214	2.7257	7001.61	7002.61	1.00	1.36	1.36	1.36	81	53
22-Jun-11	08:25	Cloudy	000584	2.7695	2.7741	7026.61	7027.61	1.00	1.30	1.30	1.30	78	59
22-Jun-11	09:30	Cloudy	000587	2.7806	2.7868	7027.61	7028.61	1.00	1.34	1.34	1.34	81	77
22-Jun-11	10:40	Cloudy	000583	2.7894	2.7934	7028.61	7029.61	1.00	1.34	1.34	1.34	81	50



Location: CMA1b - Oil St Community Liaison Centre

Report on 24-hour TSP monitoring

Action Level ( $\mu\text{g}/\text{m}^3$ ) - 176.7

Limit Level ( $\mu\text{g}/\text{m}^3$ ) - 260

Date	Sampling Time	Weather Condition	Filter paper no.	Filter Weight, g		Elapse Time, hr		Sampling Time, hr	Flow Rate, $\text{m}^3/\text{min}$			Total Volume, $\text{m}^3$	TSP Level, $\mu\text{g}/\text{m}^3$
				Initial	Final	Initial	Final		Initial, $Q_{di}$	Final, $Q_{df}$	Average		
30-May-11	08:00	Sunny	000575	2.7908	2.9548	9347.63	9371.63	24.00	1.21	1.21	1.21	1745	94
03-Jun-11	08:00	Fine	000487	2.7850	2.9701	9374.63	9398.63	24.00	1.19	1.19	1.19	1707	108
09-Jun-11	08:00	Sunny	000515	2.7713	2.8694	9401.63	9425.63	24.00	1.18	1.18	1.18	1701	58
15-Jun-11	08:00	Fine	000603	2.7542	2.8704	9428.63	9452.63	24.00	1.20	1.20	1.20	1725	67
21-Jun-11	08:00	Cloudy	000421	2.7724	2.8879	9455.63	9479.63	24.00	1.20	1.21	1.20	1735	67
27-Jun-11	08:00	Fine	000729	2.7905	2.9272	9482.73	9506.73	24.00	1.16	1.16	1.16	1670	82

Report on 1-hour TSP monitoring

Action Level ( $\mu\text{g}/\text{m}^3$ ) - 320.1

Limit Level ( $\mu\text{g}/\text{m}^3$ ) - 500

Date	Sampling Time	Weather Condition	Filter paper no.	Filter Weight, g		Elapse Time, hr		Sampling Time, hr	Flow Rate, $\text{m}^3/\text{min}$			Total Volume, $\text{m}^3$	TSP Level, $\mu\text{g}/\text{m}^3$
				Initial	Final	Initial	Final		Initial, $Q_{di}$	Final, $Q_{df}$	Average		
31-May-11	09:00	Sunny	000481	2.8135	2.8263	9371.63	9372.63	1.00	1.21	1.21	1.21	73	176
31-May-11	10:00	Sunny	000485	2.7786	2.7968	9372.63	9373.63	1.00	1.21	1.21	1.21	73	250
31-May-11	13:00	Sunny	000504	2.8156	2.8284	9373.63	9374.63	1.00	1.21	1.21	1.21	73	176
04-Jun-11	08:25	Sunny	000679	2.8066	2.8130	9398.63	9399.63	1.00	1.21	1.21	1.21	73	88
04-Jun-11	09:32	Sunny	000677	2.8145	2.8215	9399.63	9400.63	1.00	1.21	1.21	1.21	73	97
04-Jun-11	10:40	Sunny	000675	2.8033	2.8132	9400.63	9401.63	1.00	1.21	1.21	1.21	73	136
10-Jun-11	09:00	Sunny	000608	2.7618	2.7657	9425.63	9426.63	1.00	1.20	1.20	1.20	72	54
10-Jun-11	10:00	Sunny	000605	2.7794	2.7842	9426.63	9427.63	1.00	1.20	1.20	1.20	72	66
10-Jun-11	11:00	Sunny	000606	2.7722	2.7773	9427.63	9428.63	1.00	1.20	1.20	1.20	72	71
16-Jun-11	08:30	Fine	000637	2.7646	2.7734	9452.63	9453.63	1.00	1.20	1.20	1.20	72	123
16-Jun-11	09:55	Fine	000516	2.7912	2.7975	9453.63	9454.63	1.00	1.22	1.20	1.21	73	87
16-Jun-11	13:00	Fine	000517	2.7829	2.7892	9454.63	9455.63	1.00	1.22	1.20	1.21	73	87
22-Jun-11	08:55	Cloudy	000723	2.8110	2.8238	9479.63	9480.63	1.00	1.21	1.18	1.20	72	179
22-Jun-11	10:00	Cloudy	000727	2.8067	2.8119	9480.63	9481.63	1.00	1.21	1.16	1.18	71	73
22-Jun-11	13:00	Cloudy	000731	2.7984	2.8071	9481.63	9482.63	1.00	1.18	1.16	1.17	70	124

Location: CMA2a - Causeway Bay Community Centre

Report on 24-hour TSP monitoring

Action Level ( $\mu\text{g}/\text{m}^3$ ) - 169.5

Limit Level ( $\mu\text{g}/\text{m}^3$ ) - 260

Date	Sampling Time	Weather Condition	Filter paper no.	Filter Weight, g		Elapse Time, hr		Sampling Time, hr	Flow Rate, $\text{m}^3/\text{min}$			Total Volume, $\text{m}^3$	TSP Level, $\mu\text{g}/\text{m}^3$
				Initial	Final	Initial	Final		Initial, $Q_{si}$	Final, $Q_{sf}$	Average		
30-May-11	08:00	Sunny	000474	2.7821	2.9493	13825.89	13849.89	24.00	1.51	1.51	1.51	2180	77
03-Jun-11	08:00	Fine	000506	2.8018	2.9383	13852.89	13876.89	24.00	1.49	1.49	1.49	2141	64
09-Jun-11	08:00	Sunny	000674	2.8172	2.8741	13879.89	13903.89	24.00	1.48	1.48	1.48	2134	27
15-Jun-11	08:00	Fine	000604	2.7766	2.8340	13906.89	13930.89	24.00	1.52	1.52	1.52	2194	26
21-Jun-11	08:00	Cloudy	000519	2.7845	2.8664	13933.89	13957.89	24.00	1.46	1.46	1.46	2101	39
27-Jun-11	08:00	Fine	000788	2.8191	2.8789	13960.90	13984.90	24.00	1.46	1.46	1.46	2098	29

Report on 1-hour TSP monitoring

Action Level ( $\mu\text{g}/\text{m}^3$ ) - 323.4

Limit Level ( $\mu\text{g}/\text{m}^3$ ) - 500

Date	Sampling Time	Weather Condition	Filter paper no.	Filter Weight, g		Elapse Time, hr		Sampling Time, hr	Flow Rate, $\text{m}^3/\text{min}$			Total Volume, $\text{m}^3$	TSP Level, $\mu\text{g}/\text{m}^3$
				Initial	Final	Initial	Final		Initial, $Q_{si}$	Final, $Q_{sf}$	Average		
31-May-11	09:15	Sunny	000482	2.7859	2.7982	13849.89	13850.89	1.00	1.51	1.51	1.51	91	135
31-May-11	10:25	Sunny	000458	2.7702	2.7863	13850.89	13851.89	1.00	1.51	1.51	1.51	91	177
31-May-11	13:00	Sunny	000514	2.7867	2.8016	13851.89	13852.89	1.00	1.51	1.51	1.51	91	164
04-Jun-11	08:35	Fine	000680	2.8097	2.8172	13876.89	13877.89	1.00	1.51	1.51	1.51	91	83
04-Jun-11	09:40	Fine	000678	2.7781	2.7837	13877.89	13878.89	1.00	1.51	1.51	1.51	91	62
04-Jun-11	11:00	Fine	000676	2.8096	2.8148	13878.89	13879.89	1.00	1.51	1.51	1.51	91	57
10-Jun-11	09:10	Fine	000607	2.7735	2.7775	13903.89	13904.89	1.00	1.51	1.51	1.51	90	44
10-Jun-11	10:10	Fine	000596	2.7907	2.7958	13904.89	13905.89	1.00	1.51	1.51	1.51	90	56
10-Jun-11	13:00	Fine	000595	2.7695	2.7731	13905.89	13906.89	1.00	1.51	1.51	1.51	90	40
16-Jun-11	08:20	Fine	000588	2.7629	2.7678	13930.89	13931.89	1.00	1.28	1.28	1.28	77	64
16-Jun-11	09:45	Fine	000554	2.7742	2.7817	13931.89	13932.89	1.00	1.47	1.50	1.49	89	84
16-Jun-11	13:00	Fine	000673	2.8170	2.8219	13932.89	13933.89	1.00	1.38	1.43	1.40	84	58
22-Jun-11	09:15	Cloudy	000725	2.7976	2.8029	13957.89	13958.89	1.00	1.56	1.56	1.56	93	57
22-Jun-11	11:00	Cloudy	000730	2.7883	2.7939	13958.89	13959.89	1.00	1.46	1.48	1.47	88	63
22-Jun-11	13:00	Cloudy	000724	2.8258	2.8309	13959.89	13960.89	1.00	1.46	1.48	1.47	88	58



Location: CMA4a - SPCA

Report on 24-hour TSP monitoring  
Action Level ( $\mu\text{g}/\text{m}^3$ ) - 171.2  
Limit Level ( $\mu\text{g}/\text{m}^3$ ) - 260

Date	Sampling Time	Weather Condition	Filter paper no.	Filter Weight, g		Elapse Time, hr		Sampling Time, hr	Flow Rate, $\text{m}^3/\text{min}$			Total Volume, $\text{m}^3$	TSP Level, $\mu\text{g}/\text{m}^3$
				Initial	Final	Initial	Final		Initial, $Q_{si}$	Final, $Q_{sf}$	Average		
30-May-11	08:00	Sunny	000417	2.7520	2.8889	13213.52	13237.52	24.00	1.15	1.15	1.15	1651	83
03-Jun-11	08:00	Fine	000612	2.7785	2.8989	13240.52	13264.52	24.00	1.09	1.09	1.09	1574	77
09-Jun-11	08:00	Sunny	000546	2.7989	2.8493	13267.52	13291.52	24.00	1.09	1.09	1.09	1567	32
15-Jun-11	08:00	Fine	000662	2.7876	2.8737	13294.52	13318.52	24.00	1.10	1.10	1.10	1590	54
21-Jun-11	08:00	Cloudy	000652	2.8151	2.8813	13321.52	13345.52	24.00	1.09	1.09	1.09	1569	42
27-Jun-11	08:00	Cloudy	000713	2.7740	2.8933	13348.50	13372.50	24.00	1.09	1.09	1.09	1569	76

Report on 1-hour TSP monitoring  
Action Level ( $\mu\text{g}/\text{m}^3$ ) - 312.5  
Limit Level ( $\mu\text{g}/\text{m}^3$ ) - 500

Date	Sampling Time	Weather Condition	Filter paper no.	Filter Weight, g		Elapse Time, hr		Sampling Time, hr	Flow Rate, $\text{m}^3/\text{min}$			Total Volume, $\text{m}^3$	TSP Level, $\mu\text{g}/\text{m}^3$
				Initial	Final	Initial	Final		Initial, $Q_{si}$	Final, $Q_{sf}$	Average		
31-May-11	08:35	Sunny	000479	2.8146	2.8227	13237.52	13238.52	1.00	1.15	1.15	1.15	69	118
31-May-11	09:50	Sunny	000480	2.8138	2.8255	13238.52	13239.52	1.00	1.15	1.15	1.15	69	170
31-May-11	11:00	Sunny	000457	2.7733	2.7866	13239.52	13240.52	1.00	1.15	1.15	1.15	69	193
04-Jun-11	09:15	Sunny	000484	2.7992	2.8080	13264.52	13265.52	1.00	1.09	1.09	1.09	66	134
04-Jun-11	10:20	Sunny	000540	2.7856	2.7926	13265.52	13266.52	1.00	1.09	1.09	1.09	66	107
04-Jun-11	13:00	Sunny	000622	2.7930	2.7974	13266.52	13267.52	1.00	1.09	1.09	1.09	66	67
10-Jun-11	08:55	Sunny	000628	2.7864	2.7905	13291.52	13292.52	1.00	1.09	1.09	1.09	65	63
10-Jun-11	10:05	Sunny	000632	2.7847	2.7919	13292.52	13293.52	1.00	1.09	1.09	1.09	65	110
10-Jun-11	13:00	Sunny	000666	2.8133	2.8170	13293.52	13294.52	1.00	1.09	1.09	1.09	65	57
16-Jun-11	09:12	Fine	000659	2.8120	2.8184	13318.52	13319.52	1.00	1.26	1.26	1.26	75	85
16-Jun-11	13:00	Fine	000657	2.8169	2.8229	13319.52	13320.52	1.00	1.26	1.26	1.26	75	80
16-Jun-11	14:38	Fine	000656	2.7863	2.7888	13320.52	13321.52	1.00	1.26	1.26	1.26	75	33
22-Jun-11	10:20	Cloudy	000717	2.7887	2.7925	13345.52	13346.52	1.00	1.14	1.12	1.13	68	56
22-Jun-11	13:00	Cloudy	000709	2.7654	2.7700	13346.52	13347.52	1.00	1.09	1.09	1.09	65	70
22-Jun-11	14:28	Cloudy	000716	2.7572	2.7615	13347.52	13348.52	1.00	1.04	1.04	1.04	62	69



Location: CMA1b - Oil St Community Liaison Centre

Report on 24-hour TSP monitoring  
 Action Level ( $\mu\text{g}/\text{m}^3$ ) - 176.7  
 Limit Level ( $\mu\text{g}/\text{m}^3$ ) - 260

Date	Sampling Time	Weather Condition	Filter paper no.	Filter Weight, g		Elapse Time, hr		Sampling Time, hr	Flow Rate, $\text{m}^3/\text{min}$			Total Volume, $\text{m}^3$	TSP Level, $\mu\text{g}/\text{m}^3$
				Initial	Final	Initial	Final		Initial, $Q_{\text{si}}$	Final, $Q_{\text{sf}}$	Average		
02-Jul-11	08:00	Fine	000735	2.7705	2.8549	9511.67	9535.67	24.00	1.24	1.24	1.24	1785	47
08-Jul-11	08:00	Sunny	000597	2.7650	2.9115	9538.67	9562.67	24.00	1.23	1.23	1.23	1773	83
14-Jul-11	08:00	Cloudy	000558	2.7878	2.8507	9565.67	9589.67	24.00	1.23	1.23	1.23	1777	35
20-Jul-11	08:00	Fine	000687	2.7959	2.8777	9592.67	9616.67	24.00	1.23	1.23	1.23	1776	46
26-Jul-11	08:00	Fine	000740	2.7804	2.8623	9623.66	9647.66	24.00	1.24	1.24	1.24	1780	46

Report on 1-hour TSP monitoring  
 Action Level ( $\mu\text{g}/\text{m}^3$ ) - 320.1  
 Limit Level ( $\mu\text{g}/\text{m}^3$ ) - 500

Date	Sampling Time	Weather Condition	Filter paper no.	Filter Weight, g		Elapse Time, hr		Sampling Time, hr	Flow Rate, $\text{m}^3/\text{min}$			Total Volume, $\text{m}^3$	TSP Level, $\mu\text{g}/\text{m}^3$
				Initial	Final	Initial	Final		Initial, $Q_{\text{si}}$	Final, $Q_{\text{sf}}$	Average		
28-Jun-11	13:50	Cloudy	000732	2.7840	2.7923	9508.67	9509.67	1.00	1.28	1.28	1.28	77	108
28-Jun-11	15:00	Cloudy	000733	2.7780	2.7873	9509.67	9510.67	1.00	1.28	1.26	1.27	76	122
28-Jun-11	16:05	Cloudy	000734	2.7738	2.7789	9510.67	9511.67	1.00	1.26	1.26	1.26	75	68
04-Jul-11	08:45	Cloudy	000521	2.7845	2.7918	9535.67	9536.67	1.00	1.28	1.24	1.26	76	97
04-Jul-11	09:55	Cloudy	000522	2.7861	2.7953	9536.67	9537.67	1.00	1.28	1.24	1.26	76	122
04-Jul-11	11:00	Cloudy	000523	2.7915	2.7980	9537.67	9538.67	1.00	1.24	1.24	1.24	74	88
09-Jul-11	08:47	Sunny	000555	2.7814	2.7890	9562.67	9563.67	1.00	1.28	1.23	1.25	75	101
09-Jul-11	09:53	Sunny	000556	2.7963	2.8026	9563.67	9564.67	1.00	1.28	1.23	1.25	75	84
09-Jul-11	11:00	Sunny	000557	2.7997	2.8065	9564.67	9565.67	1.00	1.23	1.23	1.23	74	92
15-Jul-11	08:55	Cloudy	000686	2.7807	2.7873	9589.67	9590.67	1.00	1.28	1.23	1.26	75	88
15-Jul-11	09:59	Cloudy	000689	2.7930	2.7980	9560.67	9561.67	1.00	1.28	1.23	1.26	75	66
15-Jul-11	11:00	Cloudy	000688	2.7901	2.7972	9561.67	9562.67	1.00	1.23	1.23	1.23	74	96
21-Jul-11	08:45	Fine	000700	2.7979	2.8057	9616.67	9617.67	1.00	1.28	1.23	1.26	75	104
21-Jul-11	10:00	Fine	000228	2.7401	2.7505	9617.67	9618.67	1.00	1.28	1.23	1.26	75	138
21-Jul-11	15:13	Fine	000552	2.7844	2.7926	9618.67	9619.67	1.00	1.23	1.23	1.23	74	111
27-Jul-11	08:52	Fine	000936	2.7795	2.7855	9647.66	9648.66	1.00	1.28	1.24	1.26	76	79
27-Jul-11	10:00	Fine	000933	2.7848	2.7914	9648.66	9649.66	1.00	1.28	1.24	1.26	76	87
27-Jul-11	13:00	Fine	000932	2.7760	2.7863	9649.66	9650.66	1.00	1.24	1.24	1.24	74	139



Location: CMA3a - CWB PRE Site Office Area

Report on 24-hour TSP monitoring  
 Action Level ( $\mu\text{g}/\text{m}^3$ ) - 171  
 Limit Level ( $\mu\text{g}/\text{m}^3$ ) - 260

Date	Sampling Time	Weather Condition	Filter paper no.	Filter Weight, g		Elapse Time, hr		Sampling Time, hr	Flow Rate, $\text{m}^3/\text{min}$			Total Volume, $\text{m}^3$	TSP Level, $\mu\text{g}/\text{m}^3$
				Initial	Final	Initial	Final		Initial, $Q_{si}$	Final, $Q_{sf}$	Average		
14-Jul-11	08:00	Cloudy	000642	2.7548	2.8449	9873.87	9897.87	24.00	1.40	1.40	1.40	2018	45
20-Jul-11	08:00	Fine	000880	2.8224	2.8906	9900.87	9924.87	24.00	1.40	1.40	1.40	2016	34
27-Jul-11	14:03	Fine	000887	2.8094	2.9707	9932.64	9956.64	24.00	1.46	1.46	1.46	2106	77

Report on 1-hour TSP monitoring  
 Action Level ( $\mu\text{g}/\text{m}^3$ ) - 311.3  
 Limit Level ( $\mu\text{g}/\text{m}^3$ ) - 500

Date	Sampling Time	Weather Condition	Filter paper no.	Filter Weight, g		Elapse Time, hr		Sampling Time, hr	Flow Rate, $\text{m}^3/\text{min}$			Total Volume, $\text{m}^3$	TSP Level, $\mu\text{g}/\text{m}^3$
				Initial	Final	Initial	Final		Initial, $Q_{si}$	Final, $Q_{sf}$	Average		
15-Jul-11	08:28	Cloudy	000871	2.7630	2.7708	9897.87	9898.87	1.00	1.34	1.34	1.34	81	97
15-Jul-11	09:39	Cloudy	000884	2.8178	2.8267	9898.87	9899.87	1.00	1.34	1.34	1.34	81	110
15-Jul-11	10:45	Cloudy	000882	2.8353	2.8408	9899.87	9900.87	1.00	1.34	1.34	1.34	81	68
21-Jul-11	09:00	Fine	000832	2.8244	2.8301	9924.87	9925.87	1.00	1.34	1.34	1.34	80	71
21-Jul-11	11:00	Fine	000822	2.8139	2.8183	9925.87	9926.87	1.00	1.34	1.34	1.34	80	55
21-Jul-11	13:00	Fine	000830	2.7964	2.8033	9926.87	9927.87	1.00	1.34	1.34	1.34	80	86
27-Jul-11	09:03	Fine	000897	2.8276	2.8434	9929.64	9930.64	1.00	1.35	1.34	1.35	81	196
27-Jul-11	10:05	Fine	000902	2.8724	2.8850	9930.64	9931.64	1.00	1.34	1.34	1.34	81	156
27-Jul-11	13:00	Fine	000937	2.7957	2.8074	9931.64	9932.64	1.00	1.34	1.34	1.34	81	145

Location: CMA2a - Causeway Bay Community Centre

Report on 24-hour TSP monitoring

Action Level ( $\mu\text{g}/\text{m}^3$ ) - 169.5

Limit Level ( $\mu\text{g}/\text{m}^3$ ) - 260

Date	Sampling Time	Weather Condition	Filter paper no.	Filter Weight, g		Elapse Time, hr		Sampling Time, hr	Flow Rate, $\text{m}^3/\text{min}$			Total Volume, $\text{m}^3$	TSP Level, $\mu\text{g}/\text{m}^3$
				Initial	Final	Initial	Final		Initial, $Q_{si}$	Final, $Q_{sf}$	Average		
02-Jul-11	08:00	Fine	000425	2.7410	2.7970	13988.90	14012.90	24.00	1.29	1.29	1.29	1855	30
08-Jul-11	08:00	Sunny	000594	2.7848	2.8650	14015.90	14039.90	24.00	1.28	1.28	1.28	1845	43
14-Jul-11	08:00	Cloudy	000684	2.8058	2.8671	14042.90	14066.91	24.01	1.28	1.28	1.28	1850	33
20-Jul-11	08:00	Fine	000690	2.7845	2.8421	14069.91	14093.91	24.00	1.28	1.28	1.28	1848	31
26-Jul-11	08:00	Fine	000551	2.8091	2.8897	14096.91	14120.91	24.00	1.29	1.29	1.29	1853	44

Report on 1-hour TSP monitoring

Action Level ( $\mu\text{g}/\text{m}^3$ ) - 323.4

Limit Level ( $\mu\text{g}/\text{m}^3$ ) - 500

Date	Sampling Time	Weather Condition	Filter paper no.	Filter Weight, g		Elapse Time, hr		Sampling Time, hr	Flow Rate, $\text{m}^3/\text{min}$			Total Volume, $\text{m}^3$	TSP Level, $\mu\text{g}/\text{m}^3$
				Initial	Final	Initial	Final		Initial, $Q_{si}$	Final, $Q_{sf}$	Average		
28-Jun-11	08:00	Cloudy	000736	2.7883	2.7946	13984.90	13985.90	1.00	1.32	1.32	1.32	79	80
28-Jun-11	09:44	Cloudy	000785	2.8175	2.8242	13985.90	13986.90	1.00	1.32	1.32	1.32	79	85
28-Jun-11	11:00	Cloudy	000598	2.7857	2.7924	13986.90	13987.90	1.00	1.32	1.32	1.32	79	85
04-Jul-11	08:37	Cloudy	000520	2.7654	2.7734	14012.90	14013.90	1.00	1.32	1.32	1.32	79	101
04-Jul-11	09:46	Cloudy	000602	2.7625	2.7700	14013.90	14014.90	1.00	1.32	1.32	1.32	79	94
04-Jul-11	10:50	Cloudy	000671	2.7839	2.7924	14014.90	14015.90	1.00	1.32	1.32	1.32	79	107
09-Jul-11	08:30	Sunny	000672	2.8030	2.8096	14039.90	14040.90	1.00	1.32	1.32	1.32	79	83
09-Jul-11	09:39	Sunny	000682	2.7929	2.7989	14040.90	14041.90	1.00	1.32	1.32	1.32	79	76
09-Jul-11	10:57	Sunny	000683	2.7835	2.7894	14041.90	14042.90	1.00	1.32	1.32	1.32	79	75
15-Jul-11	08:45	Cloudy	000685	2.8031	2.8077	14066.91	14067.91	1.00	1.32	1.32	1.32	79	58
15-Jul-11	09:49	Cloudy	000692	2.7591	2.7640	14067.91	14068.91	1.00	1.32	1.32	1.32	79	62
15-Jul-11	10:51	Cloudy	000691	2.8071	2.8152	14068.91	14069.91	1.00	1.32	1.32	1.32	79	102
21-Jul-11	08:35	Fine	000697	2.7913	2.7985	14093.91	14094.91	1.00	1.32	1.32	1.32	79	91
21-Jul-11	09:57	Fine	000698	2.7959	2.8046	14094.91	14095.91	1.00	1.32	1.32	1.32	79	110
21-Jul-11	11:00	Fine	000699	2.8092	2.8163	14095.91	14096.91	1.00	1.32	1.32	1.32	79	90
27-Jul-11	08:58	Fine	000935	2.7851	2.7918	14120.91	14121.91	1.00	1.33	1.32	1.32	80	84
27-Jul-11	10:15	Fine	000930	2.7777	2.7844	14121.91	14122.91	1.00	1.32	1.32	1.32	79	84
27-Jul-11	13:00	Fine	000929	2.7706	2.7771	14122.91	14123.91	1.00	1.32	1.32	1.32	79	82





Location: CMA4a - SPCA

Report on 24-hour TSP monitoring  
 Action Level ( $\mu\text{g}/\text{m}^3$ ) - 171.2  
 Limit Level ( $\mu\text{g}/\text{m}^3$ ) - 260

Date	Sampling Time	Weather Condition	Filter paper no.	Filter Weight, g		Elapse Time, hr		Sampling Time, hr	Flow Rate, $\text{m}^3/\text{min}$			Total Volume, $\text{m}^3$	TSP Level, $\mu\text{g}/\text{m}^3$
				Initial	Final	Initial	Final		Initial, $Q_{si}$	Final, $Q_{sf}$	Average		
02-Jul-11	08:00	Fine	000815	2.8040	2.8498	13423.52	13447.44	23.92	1.20	1.20	1.20	1715	27
08-Jul-11	08:00	Sunny	000812	2.7798	2.8476	13450.42	13474.42	24.00	0.97	0.97	0.97	1403	48
14-Jul-11	08:00	Cloudy	000847	2.7883	2.8362	13477.27	13501.27	24.00	1.03	1.03	1.03	1484	32
20-Jul-11	08:00	Fine	000878	2.8339	2.8788	13504.27	13528.27	24.00	1.03	1.03	1.03	1482	30
26-Jul-11	08:00	Fine	000909	2.8159	2.8722	13531.28	13555.28	24.00	1.03	1.03	1.03	1486	38

Report on 1-hour TSP monitoring  
 Action Level ( $\mu\text{g}/\text{m}^3$ ) - 312.5  
 Limit Level ( $\mu\text{g}/\text{m}^3$ ) - 500

Date	Sampling Time	Weather Condition	Filter paper no.	Filter Weight, g		Elapse Time, hr		Sampling Time, hr	Flow Rate, $\text{m}^3/\text{min}$			Total Volume, $\text{m}^3$	TSP Level, $\mu\text{g}/\text{m}^3$
				Initial	Final	Initial	Final		Initial, $Q_{si}$	Final, $Q_{sf}$	Average		
28-Jun-11	08:20	Cloudy	000793	2.8000	2.8045	13372.51	13373.51	1.00	1.08	1.08	1.08	65	69
28-Jun-11	09:35	Cloudy	000794	2.7915	2.7974	13373.51	13374.51	1.00	1.08	1.08	1.08	65	91
28-Jun-11	13:45	Cloudy	000762	2.7701	2.7739	13374.51	13375.51	1.00	1.08	1.08	1.08	65	59
04-Jul-11	08:00	Cloudy	000512	2.8019	2.8089	13447.44	13448.44	1.00	1.09	1.09	1.09	65	107
04-Jul-11	09:05	Cloudy	000513	2.7885	2.7960	13448.44	13449.43	0.99	1.09	1.09	1.09	65	116
04-Jul-11	10:08	Cloudy	000645	2.7305	2.7348	13449.43	13450.42	0.99	1.09	1.09	1.09	65	67
09-Jul-11	08:20	Sunny	000837	2.8206	2.8214	13474.42	13475.42	1.00	1.08	1.08	1.08	65	12
09-Jul-11	09:25	Sunny	000838	2.8058	2.8098	13475.42	13476.36	0.94	1.08	1.08	1.08	61	66
09-Jul-11	10:30	Sunny	000840	2.8022	2.8058	13476.36	13477.27	0.91	1.08	1.08	1.08	59	61
15-Jul-11	08:47	Cloudy	000885	2.8255	2.8326	13501.27	13502.27	1.00	1.08	1.08	1.08	65	109
15-Jul-11	09:55	Cloudy	000883	2.8343	2.8386	13502.27	13503.27	1.00	1.08	1.08	1.08	65	66
15-Jul-11	11:01	Cloudy	000881	2.8062	2.8111	13503.27	13504.27	1.00	1.08	1.08	1.08	65	75
21-Jul-11	08:47	Fine	000831	2.7847	2.7886	13528.27	13529.27	1.00	1.08	1.08	1.08	65	60
21-Jul-11	09:55	Fine	000803	2.7994	2.8048	13529.27	13530.27	1.00	1.08	1.08	1.08	65	83
21-Jul-11	13:00	Fine	000823	2.8104	2.8168	13530.27	13531.27	1.00	1.08	1.08	1.08	65	99
27-Jul-11	08:52	Fine	000950	2.7979	2.8026	13555.28	13556.28	1.00	1.09	1.08	1.09	65	72
27-Jul-11	10:14	Fine	000951	2.7854	2.7921	13556.28	13557.28	1.00	1.08	1.08	1.08	65	103
27-Jul-11	13:00	Fine	000938	2.7880	2.7957	13557.28	13558.28	1.00	1.08	1.08	1.08	65	118



Location: MA1w - International Finance Centre (Western Wing)

Report on 24-hour TSP monitoring  
 Action Level ( $\mu\text{g}/\text{m}^3$ ) - 173.4  
 Limit Level ( $\mu\text{g}/\text{m}^3$ ) - 260

Date	Sampling Time	Weather Condition	Filter paper no.	Filter Weight, g		Elapse Time, hr		Sampling Time, hr	Flow Rate, $\text{m}^3/\text{min}$			Total Volume, $\text{m}^3$	TSP Level, $\mu\text{g}/\text{m}^3$
				Initial	Final	Initial	Final		Initial, $Q_{si}$	Final, $Q_{sf}$	Average		
02-Jul-11	08:00	Fine	000784	2.8097	2.8922	10232.54	10256.54	24.00	1.36	1.38	1.37	1967	42
08-Jul-11	08:00	Sunny	000773	2.7533	2.8449	10259.54	10283.54	24.00	1.35	1.35	1.35	1940	47
14-Jul-11	08:00	Cloudy	000767	2.7727	2.8388	10286.54	10310.54	24.00	1.35	1.35	1.35	1945	34
20-Jul-11	08:00	Fine	000918	2.8460	2.9191	10313.54	10337.54	24.00	1.35	1.35	1.35	1943	38
27-Jul-11	11:57	Fine	000877	2.8275	2.9805	10358.57	10382.57	24.00	1.28	1.28	1.28	1848	83

Report on 1-hour TSP monitoring  
 Action Level ( $\mu\text{g}/\text{m}^3$ ) - 325.1  
 Limit Level ( $\mu\text{g}/\text{m}^3$ ) - 500

Date	Sampling Time	Weather Condition	Filter paper no.	Filter Weight, g		Elapse Time, hr		Sampling Time, hr	Flow Rate, $\text{m}^3/\text{min}$			Total Volume, $\text{m}^3$	TSP Level, $\mu\text{g}/\text{m}^3$
				Initial	Final	Initial	Final		Initial, $Q_{si}$	Final, $Q_{sf}$	Average		
28-Jun-11	08:50	Cloudy	000797	2.7775	2.7820	10229.54	10230.54	1.00	1.35	1.35	1.35	81	56
28-Jun-11	09:55	Cloudy	000799	2.7697	2.7771	10230.54	10231.54	1.00	1.35	1.35	1.35	81	91
28-Jun-11	11:00	Cloudy	000801	2.7861	2.7914	10231.54	10232.54	1.00	1.35	1.35	1.35	81	66
04-Jul-11	08:33	Fine	000763	2.7727	2.7796	10256.54	10257.54	1.00	1.31	1.31	1.31	79	88
04-Jul-11	09:36	Fine	000782	2.8054	2.8119	10257.54	10258.54	1.00	1.31	1.31	1.31	79	83
04-Jul-11	10:39	Fine	000771	2.7835	2.7873	10258.54	10259.54	1.00	1.31	1.31	1.31	79	48
09-Jul-11	08:43	Sunny	000775	2.7844	2.7880	10283.54	10284.54	1.00	1.30	1.30	1.30	78	46
09-Jul-11	09:48	Sunny	000777	2.7841	2.7878	10284.54	10285.54	1.00	1.30	1.30	1.30	78	47
09-Jul-11	10:53	Sunny	000769	2.8210	2.8255	10285.54	10286.54	1.00	1.30	1.30	1.30	78	58
15-Jul-11	08:45	Cloudy	000904	2.8466	2.8531	10310.54	10311.54	1.00	1.30	1.30	1.30	78	83
15-Jul-11	10:20	Cloudy	000766	2.7730	2.7791	10311.54	10312.54	1.00	1.30	1.30	1.30	78	78
15-Jul-11	13:00	Cloudy	000764	2.7729	2.7800	10312.54	10313.54	1.00	1.30	1.30	1.30	78	91
21-Jul-11	08:43	Fine	000916	2.7949	2.8023	10337.55	10338.55	1.00	1.30	1.30	1.30	78	95
21-Jul-11	09:48	Fine	000914	2.8192	2.8238	10338.55	10339.55	1.00	1.30	1.30	1.30	78	59
21-Jul-11	11:00	Fine	000912	2.8450	2.8512	10339.55	10340.55	1.00	1.30	1.30	1.30	78	79
27-Jul-11	08:45	Sunny	000906	2.8003	2.8059	10355.49	10356.49	1.00	1.31	1.31	1.31	78	72
27-Jul-11	09:50	Sunny	000580	2.7919	2.8016	10356.49	10357.49	1.00	1.31	1.31	1.31	78	124
27-Jul-11	10:54	Sunny	000873	2.7489	2.7605	10357.49	10358.49	1.00	1.31	1.31	1.31	78	148



Location: MA1e - International Finance Centre (Eastern Wing)

Report on 24-hour TSP monitoring

Action Level ( $\mu\text{g}/\text{m}^3$ ) - 173.4  
Limit Level ( $\mu\text{g}/\text{m}^3$ ) - 260

Date	Sampling Time	Weather Condition	Filter paper no.	Filter Weight, g		Elapse Time, hr		Sampling Time, hr	Flow Rate, $\text{m}^3/\text{min}$			Total Volume, $\text{m}^3$	TSP Level, $\mu\text{g}/\text{m}^3$
				Initial	Final	Initial	Final		Initial, $Q_{si}$	Final, $Q_{sf}$	Average		
02-Jul-11	08:00	Fine	000802	2.7715	2.8388	7080.59	7104.59	24.00	1.33	1.33	1.33	1908	35
08-Jul-11	08:00	Sunny	000772	2.8078	2.8923	7107.59	7131.59	24.00	1.40	1.40	1.40	2021	42
14-Jul-11	08:00	Cloudy	000768	2.7758	2.8285	7134.59	7158.59	24.00	1.41	1.41	1.41	2024	26
20-Jul-11	08:00	Fine	000749	2.8044	2.8686	7161.59	7185.59	24.00	1.40	1.40	1.40	2022	32
26-Jul-11	08:00	Fine	000911	2.8314	2.9064	7188.60	7212.60	24.00	0.56	0.56	0.56	810	93

Report on 1-hour TSP monitoring

Action Level ( $\mu\text{g}/\text{m}^3$ ) - 325.1  
Limit Level ( $\mu\text{g}/\text{m}^3$ ) - 500

Date	Sampling Time	Weather Condition	Filter paper no.	Filter Weight, g		Elapse Time, hr		Sampling Time, hr	Flow Rate, $\text{m}^3/\text{min}$			Total Volume, $\text{m}^3$	TSP Level, $\mu\text{g}/\text{m}^3$
				Initial	Final	Initial	Final		Initial, $Q_{si}$	Final, $Q_{sf}$	Average		
28-Jun-11	08:39	Cloudy	000796	2.7944	2.8033	7077.59	7078.59	1.00	1.33	1.33	1.33	80	111
28-Jun-11	09:48	Cloudy	000798	2.7830	2.7893	7078.59	7079.59	1.00	1.33	1.36	1.35	81	78
28-Jun-11	10:52	Cloudy	000800	2.7837	2.7882	7079.59	7080.59	1.00	1.36	1.36	1.36	81	55
04-Jul-11	08:04	Cloudy	000780	2.7891	2.7939	7104.59	7105.59	1.00	1.37	1.37	1.37	82	59
04-Jul-11	09:29	Cloudy	000781	2.7840	2.7882	7105.59	7106.59	1.00	1.37	1.37	1.37	82	51
04-Jul-11	10:33	Cloudy	000783	2.7915	2.7963	7106.59	7107.59	1.00	1.37	1.37	1.37	82	59
09-Jul-11	08:36	Sunny	000774	2.7863	2.7896	7131.59	7132.59	1.00	1.36	1.36	1.36	82	41
09-Jul-11	09:40	Sunny	000776	2.7979	2.8030	7132.59	7133.59	1.00	1.36	1.36	1.36	82	63
09-Jul-11	10:44	Sunny	000770	2.7879	2.7923	7133.59	7134.59	1.00	1.36	1.36	1.36	82	54
15-Jul-11	08:54	Cloudy	000920	2.8199	2.8229	7158.59	7159.59	1.00	1.36	1.36	1.36	82	37
15-Jul-11	10:28	Cloudy	000765	2.7598	2.7644	7159.59	7160.59	1.00	1.36	1.36	1.36	82	56
15-Jul-11	13:00	Cloudy	000919	2.8376	2.8436	7160.59	7161.59	1.00	1.36	1.36	1.36	82	73
21-Jul-11	08:33	Fine	000917	2.8205	2.8263	7185.59	7186.59	1.00	1.36	1.36	1.36	82	71
21-Jul-11	09:38	Fine	000915	2.8270	2.8318	7186.59	7187.59	1.00	1.36	1.36	1.36	82	59
21-Jul-11	11:00	Fine	000913	2.8455	2.8504	7187.59	7188.59	1.00	1.36	1.36	1.36	82	60
27-Jul-11	08:35	Sunny	000907	2.8355	2.8388	7212.60	7213.60	1.00	1.37	1.36	1.37	82	40
27-Jul-11	09:43	Sunny	000905	2.8429	2.8467	7213.60	7214.60	1.00	1.36	1.36	1.36	82	46
27-Jul-11	10:48	Sunny	000879	2.8267	2.8316	7214.60	7215.60	1.00	1.36	1.36	1.36	82	60



Location: MA1e - International Finance Centre (Eastern Wing)

Report on 24-hour TSP monitoring

Action Level ( $\mu\text{g}/\text{m}^3$ ) - 173.4  
 Limit Level ( $\mu\text{g}/\text{m}^3$ ) - 260

Date	Sampling Time	Weather Condition	Filter paper no.	Filter Weight, g		Elapse Time, hr		Sampling Time, hr	Flow Rate, $\text{m}^3/\text{min}$			Total Volume, $\text{m}^3$	TSP Level, $\mu\text{g}/\text{m}^3$
				Initial	Final	Initial	Final		Initial, $Q_{si}$	Final, $Q_{sf}$	Average		
1/8/2011	8:00	Fine	001009	2.8007	2.8910	7218.62	7242.62	24.00	1.41	1.41	1.41	2029	45
6/8/2011	8:00	Fine	000681	2.8112	2.8804	7242.62	7266.62	24.00	1.41	1.41	1.41	2029	34
12/8/2011	8:00	Fine	001055	2.8004	2.8686	7286.22	7310.26	24.04	1.41	1.41	1.41	2033	34
18/8/2011	8:00	Fine	000957	2.8123	2.8527	7310.26	7334.26	24.00	1.41	1.41	1.41	2035	20
24/8/2011	8:00	Fine	001018	2.7990	2.9205	7337.26	7361.26	24.00	1.31	1.31	1.31	1892	64

Report on 1-hour TSP monitoring

Action Level ( $\mu\text{g}/\text{m}^3$ ) - 325.1  
 Limit Level ( $\mu\text{g}/\text{m}^3$ ) - 500

Date	Sampling Time	Weather Condition	Filter paper no.	Filter Weight, g		Elapse Time, hr		Sampling Time, hr	Flow Rate, $\text{m}^3/\text{min}$			Total Volume, $\text{m}^3$	TSP Level, $\mu\text{g}/\text{m}^3$
				Initial	Final	Initial	Final		Initial, $Q_{si}$	Final, $Q_{sf}$	Average		
2/8/2011	13:15	Fine	001015	2.7935	2.7999	7215.62	7216.62	1.00	1.37	1.37	1.37	82	78
2/8/2011	14:27	Fine	001010	2.7816	2.7917	7216.62	7217.62	1.00	1.37	1.37	1.37	82	123
2/8/2011	15:30	Fine	001011	2.8003	2.8082	7217.62	7218.62	1.00	1.37	1.37	1.37	82	96
8/8/2011	8:29	Sunny	000997	2.7791	2.7828	7266.62	7267.62	1.00	1.37	1.37	1.37	82	45
8/8/2011	9:58	Sunny	000999	2.7964	2.8004	7267.62	7268.62	1.00	1.37	1.37	1.37	82	49
8/8/2011	13:00	Sunny	001001	2.7608	2.7632	7268.62	7269.62	1.00	1.37	1.37	1.37	82	29
13/8/2011	9:00	Sunny	001058	2.7903	2.7983	7283.22	7284.22	1.00	1.17	1.17	1.17	70	114
13/8/2011	10:00	Sunny	001057	2.7730	2.7782	7284.22	7285.22	1.00	1.20	1.20	1.20	72	72
13/8/2011	13:00	Sunny	001056	2.7946	2.8002	7285.22	7286.22	1.00	1.20	1.20	1.20	72	78
19/8/2011	8:33	Sunny	000954	2.7971	2.7992	7334.26	7335.26	1.00	1.18	1.18	1.18	71	30
19/8/2011	9:38	Sunny	001006	2.7891	2.7926	7335.26	7336.26	1.00	1.20	1.20	1.20	72	49
19/8/2011	10:42	Sunny	001008	2.7964	2.7994	7336.26	7337.26	1.00	1.20	1.20	1.20	72	42
25/8/2011	9:00	Fine	001052	2.7992	2.8109	7361.26	7362.26	1.00	1.27	1.27	1.27	76	153
25/8/2011	10:10	Fine	001054	2.7731	2.7849	7362.26	7363.26	1.00	1.27	1.27	1.27	76	154
25/8/2011	13:00	Fine	001152	2.7475	2.7555	7363.26	7364.26	1.00	1.29	1.29	1.29	78	103



Location: MA1w - International Finance Centre (Western Wing)

Report on 24-hour TSP monitoring  
 Action Level ( $\mu\text{g}/\text{m}^3$ ) - 173.4  
 Limit Level ( $\mu\text{g}/\text{m}^3$ ) - 260

Date	Sampling Time	Weather Condition	Filter paper no.	Filter Weight, g		Elapse Time, hr		Sampling Time, hr	Flow Rate, $\text{m}^3/\text{min}$			Total Volume, $\text{m}^3$	TSP Level, $\mu\text{g}/\text{m}^3$
				Initial	Final	Initial	Final		Initial, $Q_{si}$	Final, $Q_{sf}$	Average		
1/8/2011	8:00	Fine	001003	2.7642	2.8676	10382.57	10406.56	23.99	1.28	1.28	1.28	1847	56
6/8/2011	8:00	Fine	001012	2.8190	2.8933	10409.56	10433.56	24.00	1.28	1.28	1.28	1848	40
12/8/2011	8:00	Fine	000600	2.7755	2.8439	10436.56	10460.57	24.01	1.26	1.26	1.26	1814	38
18/8/2011	8:00	Fine	000956	2.8161	2.8810	10488.57	10512.57	24.00	1.26	1.26	1.26	1819	36
24/8/2011	8:00	Fine	001019	2.7963	2.8946	10515.57	10539.57	24.00	1.26	1.26	1.26	1809	54

Report on 1-hour TSP monitoring  
 Action Level ( $\mu\text{g}/\text{m}^3$ ) - 325.1  
 Limit Level ( $\mu\text{g}/\text{m}^3$ ) - 500

Date	Sampling Time	Weather Condition	Filter paper no.	Filter Weight, g		Elapse Time, hr		Sampling Time, hr	Flow Rate, $\text{m}^3/\text{min}$			Total Volume, $\text{m}^3$	TSP Level, $\mu\text{g}/\text{m}^3$
				Initial	Final	Initial	Final		Initial, $Q_{si}$	Final, $Q_{sf}$	Average		
2/8/2011	9:08	Fine	001016	2.7941	2.8002	10406.56	10407.56	1.00	1.31	1.31	1.31	79	78
2/8/2011	10:13	Fine	001014	2.7884	2.7930	10407.56	10408.56	1.00	1.31	1.31	1.31	79	59
2/8/2011	11:20	Fine	001013	2.7900	2.7946	10408.56	10409.56	1.00	1.31	1.31	1.31	79	59
8/8/2011	8:38	Fine	000998	2.7619	2.7649	10433.56	10434.56	1.00	1.31	1.31	1.31	78	38
8/8/2011	10:05	Fine	001000	2.7893	2.7924	10434.56	10435.56	1.00	1.31	1.31	1.31	78	40
8/8/2011	13:00	Fine	001002	2.7911	2.7934	10435.56	10436.56	1.00	1.31	1.31	1.31	78	29
13/8/2011	9:00	Sunny	001133	2.7805	2.7866	10460.57	10461.57	1.00	1.21	1.24	1.23	74	82
13/8/2011	10:00	Sunny	001050	2.7709	2.7775	10461.57	10462.57	1.00	1.21	1.21	1.21	73	91
13/8/2011	11:00	Sunny	001051	2.7677	2.7727	10462.57	10463.57	1.00	1.21	1.25	1.23	75	67
19/8/2011	8:40	Sunny	001005	2.7910	2.7953	10512.57	10513.57	1.00	1.22	1.26	1.24	74	58
19/8/2011	9:45	Sunny	001007	2.7947	2.7994	10513.57	10514.57	1.00	1.22	1.22	1.22	73	65
19/8/2011	10:49	Sunny	001017	2.7893	2.7946	10514.57	10515.57	1.00	1.24	1.26	1.25	75	71
25/8/2011	9:00	Cloudy	001053	2.7793	2.7890	10539.57	10540.57	1.00	1.26	1.16	1.21	73	134
25/8/2011	10:10	Cloudy	001151	2.7525	2.7614	10540.57	10541.57	1.00	1.16	1.09	1.13	68	132
25/8/2011	13:00	Cloudy	001153	2.7552	2.7639	10541.57	10542.57	1.00	1.21	1.21	1.21	73	120



Location: CMA1b - Oil St Community Liaison Centre

Report on 24-hour TSP monitoring

Action Level ( $\mu\text{g}/\text{m}^3$ ) - 176.7

Limit Level ( $\mu\text{g}/\text{m}^3$ ) - 260

Date	Sampling Time	Weather Condition	Filter paper no.	Filter Weight, g		Elapse Time, hr		Sampling Time, hr	Flow Rate, $\text{m}^3/\text{min}$			Total Volume, $\text{m}^3$	TSP Level, $\mu\text{g}/\text{m}^3$
				Initial	Final	Initial	Final		Initial, $Q_{si}$	Final, $Q_{sf}$	Average		
2/8/2011*	14:02	Fine	000931	2.7784	2.8992	9650.66	9674.65	23.99	1.24	1.24	1.24	1781	67
6/8/2011	8:00	Sunny	000946	2.7627	2.9031	9677.64	9701.65	24.01	1.24	1.24	1.24	1783	79
12/8/2011	8:00	Sunny	000924	2.8012	2.8933	9704.60	9728.60	24.00	1.24	1.24	1.24	1786	52
18/8/2011	8:00	Sunny	000959	2.8025	2.8717	9731.60	9755.04	23.44	1.24	1.24	1.24	1745	40
24/8/2011	8:00	Fine	000741	2.7562	2.9104	9758.04	9782.03	23.99	1.18	1.18	1.18	1704	90

\* Due to lack of electricity supply, 24-hr TSP rescheduled from 1 Aug 2011 to 2 Aug 2011

Report on 1-hour TSP monitoring

Action Level ( $\mu\text{g}/\text{m}^3$ ) - 320.1

Limit Level ( $\mu\text{g}/\text{m}^3$ ) - 500

Date	Sampling Time	Weather Condition	Filter paper no.	Filter Weight, g		Elapse Time, hr		Sampling Time, hr	Flow Rate, $\text{m}^3/\text{min}$			Total Volume, $\text{m}^3$	TSP Level, $\mu\text{g}/\text{m}^3$
				Initial	Final	Initial	Final		Initial, $Q_{si}$	Final, $Q_{sf}$	Average		
2/8/2011	9:02	Fine	000876	2.8372	2.8438	9674.65	9675.65	1.00	1.28	1.24	1.26	76	87
2/8/2011	10:07	Fine	000852	2.7774	2.7856	9675.65	9676.65	1.00	1.28	1.24	1.26	76	108
2/8/2011	13:00	Fine	000853	2.7834	2.7935	9676.65	9677.65	1.00	1.24	1.24	1.24	74	136
8/8/2011	9:35	Fine	000821	2.8189	2.8236	9701.65	9702.65	1.00	1.06	1.09	1.06	64	74
8/8/2011	10:52	Fine	000923	2.8370	2.8404	9702.65	9703.60	0.95	1.20	1.17	1.18	67	50
8/8/2011	13:00	Fine	000926	2.7646	2.7689	9703.60	9704.60	1.00	1.19	1.15	1.17	70	61
13/8/2011	8:36	Sunny	000867	2.7507	2.7575	9728.60	9729.60	1.00	1.06	1.06	1.06	64	107
13/8/2011	9:53	Sunny	000868	2.7561	2.7639	9729.60	9730.60	1.00	1.20	1.17	1.18	71	110
13/8/2011	13:00	Sunny	000960	2.8243	2.8326	9730.60	9731.60	1.00	1.20	1.15	1.17	70	118
19/8/2011	8:45	Sunny	000970	2.8155	2.8242	9755.04	9756.04	1.00	1.22	1.22	1.22	73	119
19/8/2011	9:50	Sunny	000743	2.7735	2.7790	9756.04	9757.04	1.00	1.20	1.20	1.20	72	77
19/8/2011	10:53	Sunny	000742	2.7769	2.7822	9757.04	9758.04	1.00	1.20	1.20	1.20	72	74
25/8/2011	9:06	Fine	001025	2.8325	2.8559	9782.03	9783.03	1.00	1.28	1.19	1.23	74	317
25/8/2011	10:12	Fine	001027	2.7882	2.8048	9783.03	9784.03	1.00	1.30	1.19	1.24	75	223
25/8/2011	13:00	Fine	001029	2.7717	2.7830	9784.03	9785.03	1.00	1.21	1.19	1.20	72	157

Location: CMA2a - Causeway Bay Community Centre

Report on 24-hour TSP monitoring

Action Level ( $\mu\text{g}/\text{m}^3$ ) - 169.5

Limit Level ( $\mu\text{g}/\text{m}^3$ ) - 260

Date	Sampling Time	Weather Condition	Filter paper no.	Filter Weight, g		Elapse Time, hr		Sampling Time, hr	Flow Rate, $\text{m}^3/\text{min}$			Total Volume, $\text{m}^3$	TSP Level, $\mu\text{g}/\text{m}^3$
				Initial	Final	Initial	Final		Initial, $Q_{si}$	Final, $Q_{sf}$	Average		
1/8/2011	8:00	Fine	000934	2.7861	2.8850	14123.91	14147.90	23.99	1.29	1.29	1.29	1854	53
6/8/2011	8:00	Sunny	000855	2.7628	2.8409	14150.90	14174.90	24.00	1.33	1.33	1.33	1910	41
12/8/2011	8:00	Sunny	000925	2.7730	2.8292	14177.90	14201.90	24.00	1.33	1.33	1.33	1913	29
19/8/2011*	12:15	Sunny	001112	2.8116	2.8752	14207.90	14231.90	24.00	1.33	1.33	1.33	1914	33
24/8/2011	8:00	Fine	001150	2.7496	2.8748	14231.90	14255.90	24.00	1.41	1.41	1.41	2037	61

\* Due to lack of electricity supply, 24-hr TSP rescheduled from 18 Aug 2011 to 19 Aug 2011

Report on 1-hour TSP monitoring

Action Level ( $\mu\text{g}/\text{m}^3$ ) - 323.4

Limit Level ( $\mu\text{g}/\text{m}^3$ ) - 500

Date	Sampling Time	Weather Condition	Filter paper no.	Filter Weight, g		Elapse Time, hr		Sampling Time, hr	Flow Rate, $\text{m}^3/\text{min}$			Total Volume, $\text{m}^3$	TSP Level, $\mu\text{g}/\text{m}^3$
				Initial	Final	Initial	Final		Initial, $Q_{si}$	Final, $Q_{sf}$	Average		
2/8/2011	8:54	Fine	000875	2.8496	2.8560	14147.90	14148.90	1.00	1.33	1.33	1.33	80	80
2/8/2011	9:57	Fine	000872	2.7527	2.7593	14148.90	14149.90	1.00	1.33	1.33	1.33	80	83
2/8/2011	13:00	Fine	000854	2.7843	2.7915	14149.90	14150.90	1.00	1.33	1.33	1.33	80	90
8/8/2011	9:20	Fine	000820	2.7950	2.8036	14174.90	14175.90	1.00	1.33	1.33	1.33	80	108
8/8/2011	10:40	Fine	000722	2.8066	2.8131	14175.90	14176.90	1.00	1.33	1.33	1.33	80	82
8/8/2011	13:00	Fine	000927	2.7661	2.7701	14176.90	14177.90	1.00	1.33	1.33	1.33	80	50
13/8/2011	8:48	Sunny	000601	2.7799	2.7882	14201.90	14202.90	1.00	1.33	1.33	1.33	80	104
13/8/2011	10:04	Sunny	000869	2.7396	2.7474	14202.90	14203.90	1.00	1.33	1.33	1.33	80	98
13/8/2011	13:00	Sunny	000870	2.7395	2.7473	14203.90	14204.90	1.00	1.33	1.33	1.33	80	98
19/8/2011	8:53	Sunny	000958	2.7956	2.8031	14204.91	14205.91	1.00	1.33	1.33	1.33	80	94
19/8/2011	9:56	Sunny	000744	2.7833	2.7857	14205.91	14206.91	1.00	1.33	1.33	1.33	76	32
19/8/2011	11:00	Sunny	000745	2.7839	2.7856	14206.91	14207.91	1.00	1.33	1.33	1.33	60	28
25/8/2011	8:56	Fine	001024	2.8158	2.8255	14255.90	14256.90	1.00	1.42	1.42	1.42	85	114
25/8/2011	10:01	Fine	001026	2.7759	2.7928	14256.90	14257.90	1.00	1.37	1.42	1.39	84	202
25/8/2011	13:00	Fine	001028	2.7826	2.7933	14257.90	14258.90	1.00	1.35	1.42	1.39	83	129



Location: CMA3a - CWB PRE Site Office Area

Report on 24-hour TSP monitoring  
 Action Level ( $\mu\text{g}/\text{m}^3$ ) - 171  
 Limit Level ( $\mu\text{g}/\text{m}^3$ ) - 260

Date	Sampling Time	Weather Condition	Filter paper no.	Filter Weight, g		Elapse Time, hr		Sampling Time, hr	Flow Rate, $\text{m}^3/\text{min}$			Total Volume, $\text{m}^3$	TSP Level, $\mu\text{g}/\text{m}^3$
				Initial	Final	Initial	Final		Initial, $Q_{si}$	Final, $Q_{sf}$	Average		
1/8/2011	8:00	Fine	001004	2.7806	2.8980	9956.64	9980.64	24.00	1.46	1.47	1.46	2106	56
6/8/2011	8:00	Fine	000862	2.7578	2.8495	9983.64	10007.64	24.00	1.46	1.46	1.46	2106	44
12/8/2011	8:00	Sunny	001106	2.7988	2.8769	10010.65	10034.65	24.00	1.47	1.47	1.47	2111	37
18/8/2011	8:00	Sunny	001113	2.7832	2.8548	10037.65	10061.64	23.99	1.44	1.44	1.44	2070	35
24/8/2011	8:00	Fine	001078	2.7895	2.9081	10064.64	10088.64	24.00	1.36	1.36	1.36	1955	61

Report on 1-hour TSP monitoring  
 Action Level ( $\mu\text{g}/\text{m}^3$ ) - 311.3  
 Limit Level ( $\mu\text{g}/\text{m}^3$ ) - 500

Date	Sampling Time	Weather Condition	Filter paper no.	Filter Weight, g		Elapse Time, hr		Sampling Time, hr	Flow Rate, $\text{m}^3/\text{min}$			Total Volume, $\text{m}^3$	TSP Level, $\mu\text{g}/\text{m}^3$
				Initial	Final	Initial	Final		Initial, $Q_{si}$	Final, $Q_{sf}$	Average		
2/8/2011	10:00	Fine	000941	2.7841	2.8028	9980.64	9981.64	1.00	1.35	1.35	1.35	81	231
2/8/2011	13:00	Fine	000945	2.7670	2.7784	9981.64	9982.64	1.00	1.35	1.35	1.35	81	141
2/8/2011	14:48	Fine	000858	2.7679	2.7753	9982.64	9983.64	1.00	1.35	1.35	1.35	81	91
8/8/2011	9:33	Fine	001101	2.7816	2.7842	10007.64	10008.64	1.00	1.35	1.35	1.35	81	32
8/8/2011	10:37	Fine	001102	2.7897	2.7955	10008.64	10009.64	1.00	1.35	1.35	1.35	81	72
8/8/2011	14:00	Fine	001105	2.7932	2.7981	10009.64	10010.64	1.00	1.35	1.35	1.35	81	61
13/8/2011	8:31	Sunny	001118	2.8283	2.8357	10034.65	10035.65	1.00	1.35	1.35	1.35	81	92
13/8/2011	9:35	Sunny	001109	2.8025	2.8092	10035.65	10036.65	1.00	1.35	1.35	1.35	81	83
13/8/2011	10:38	Sunny	001117	2.7971	2.8048	10036.65	10037.65	1.00	1.35	1.35	1.35	81	95
19/8/2011	8:25	Sunny	001082	2.7847	2.7886	10061.64	10062.64	1.00	1.35	1.35	1.35	81	48
19/8/2011	9:29	Sunny	001083	2.8050	2.8108	10062.64	10063.64	1.00	1.35	1.35	1.35	81	72
19/8/2011	10:33	Sunny	001075	2.7938	2.7988	10063.64	10064.64	1.00	1.35	1.35	1.35	81	62
25/8/2011	10:50	Cloudy	001162	2.7380	2.7474	10088.64	10089.64	1.00	1.41	1.41	1.41	85	111
25/8/2011	15:10	Cloudy	001161	2.7251	2.7380	10089.64	10090.64	1.00	1.41	1.41	1.41	85	152
25/8/2011	16:15	Cloudy	001160	2.7475	2.7587	10090.64	10091.64	1.00	1.41	1.41	1.41	85	132





Location: CMA4a - SPCA

Report on 24-hour TSP monitoring

Action Level ( $\mu\text{g}/\text{m}^3$ ) - 171.2

Limit Level ( $\mu\text{g}/\text{m}^3$ ) - 260

Date	Sampling Time	Weather Condition	Filter paper no.	Filter Weight, g		Elapse Time, hr		Sampling Time, hr	Flow Rate, $\text{m}^3/\text{min}$			Total Volume, $\text{m}^3$	TSP Level, $\mu\text{g}/\text{m}^3$
				Initial	Final	Initial	Final		Initial, $Q_{si}$	Final, $Q_{sf}$	Average		
1/8/2011	8:00	Fine	000991	2.7708	2.8554	13558.28	13582.28	24.00	1.03	1.03	1.03	1487	57
8/8/2011*	8:00	Fine	001119	2.8217	2.8719	13636.27	13660.26	23.99	1.03	1.03	1.03	1488	34
12/8/2011	8:00	Sunny	001100	2.8013	2.8704	13660.26	13684.26	24.00	1.04	1.04	1.04	1491	46
18/8/2011	8:00	Sunny	001115	2.8047	2.8488	13687.56	13711.56	24.00	1.09	1.09	1.09	1569	28
24/8/2011	8:00	Fine	001079	2.7904	2.9056	13714.26	13738.26	24.00	1.12	1.12	1.12	1613	71

\* Due to lack of electricity supply, 24-hr TSP rescheduled from 6 Aug 2011 to 8 Aug 2011

Report on 1-hour TSP monitoring

Action Level ( $\mu\text{g}/\text{m}^3$ ) - 312.5

Limit Level ( $\mu\text{g}/\text{m}^3$ ) - 500

Date	Sampling Time	Weather Condition	Filter paper no.	Filter Weight, g		Elapse Time, hr		Sampling Time, hr	Flow Rate, $\text{m}^3/\text{min}$			Total Volume, $\text{m}^3$	TSP Level, $\mu\text{g}/\text{m}^3$
				Initial	Final	Initial	Final		Initial, $Q_{si}$	Final, $Q_{sf}$	Average		
2/8/2011	9:08	Fine	000940	2.7725	2.7774	13582.28	13583.28	1.00	1.09	1.09	1.09	65	75
2/8/2011	13:00	Fine	000948	2.7595	2.7676	13583.28	13584.28	1.00	1.09	1.09	1.09	65	124
2/8/2011	14:37	Fine	000856	2.7484	2.7556	13584.28	13585.28	1.00	1.09	1.09	1.09	65	110
8/8/2011	9:17	Fine	001120	2.7916	2.7959	13633.27	13634.27	1.00	1.09	1.09	1.09	65	66
8/8/2011	10:23	Fine	001103	2.8020	2.8063	13634.27	13635.27	1.00	1.09	1.09	1.09	65	66
8/8/2011	13:00	Fine	001104	2.7948	2.7977	13635.27	13636.27	1.00	1.09	1.09	1.09	65	44
13/8/2011	8:17	Sunny	001107	2.8141	2.8223	13684.26	13685.26	1.00	1.09	1.09	1.09	65	126
13/8/2011	9:20	Sunny	001108	2.8159	2.8245	13685.26	13686.26	1.00	1.09	1.09	1.09	65	132
13/8/2011	10:22	Sunny	001116	2.8271	2.8368	13686.26	13687.26	1.00	1.09	1.09	1.09	65	149
19/8/2011	8:11	Sunny	001081	2.7901	2.7923	13711.26	13712.26	1.00	1.09	1.09	1.09	65	34
19/8/2011	9:16	Sunny	001080	2.7780	2.7800	13712.26	13713.26	1.00	1.09	1.09	1.09	65	31
19/8/2011	10:21	Sunny	001074	2.7832	2.7857	13713.26	13714.26	1.00	1.09	1.09	1.09	65	38
25/8/2011	15:45	Cloudy	001155	2.7301	2.7383	13738.25	13739.25	1.00	1.17	1.12	1.15	69	119
25/8/2011	16:50	Cloudy	001156	2.7345	2.7432	13739.25	13740.25	1.00	1.17	1.15	1.16	69	125
25/8/2011	17:55	Cloudy	001157	2.7292	2.7369	13740.25	13741.25	1.00	1.17	1.16	1.16	69	111

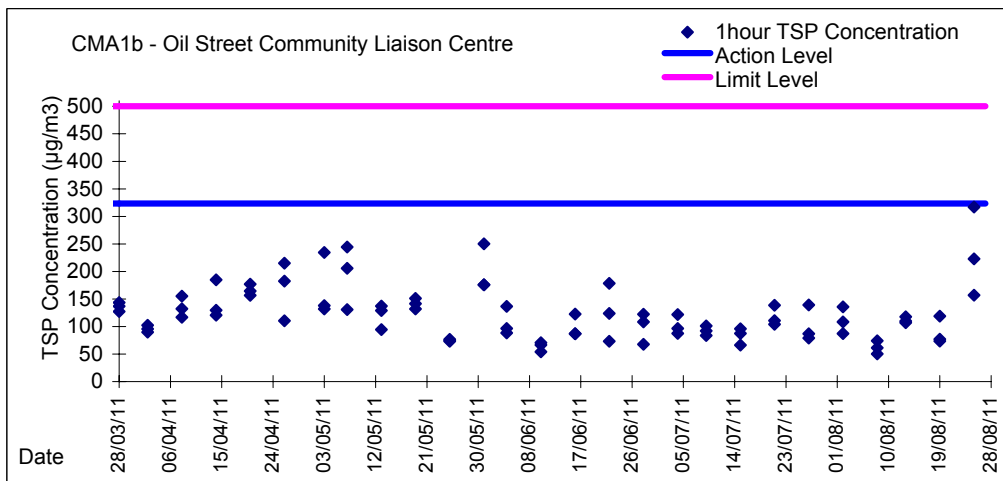
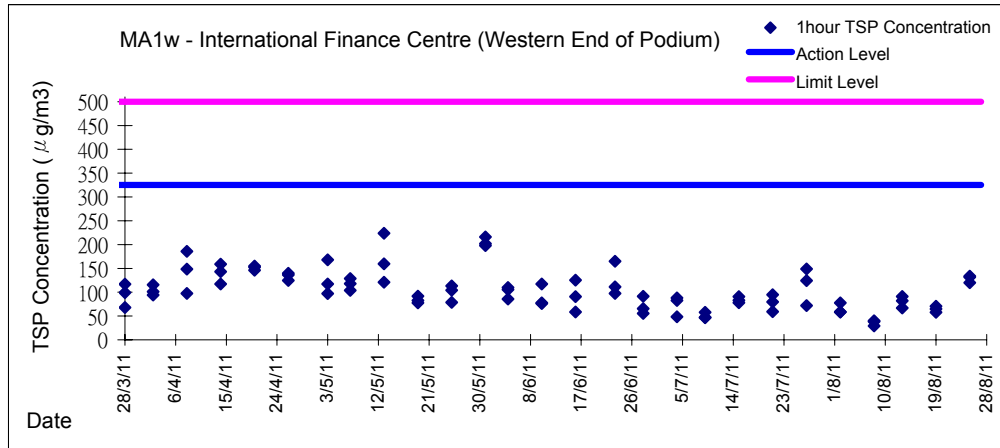
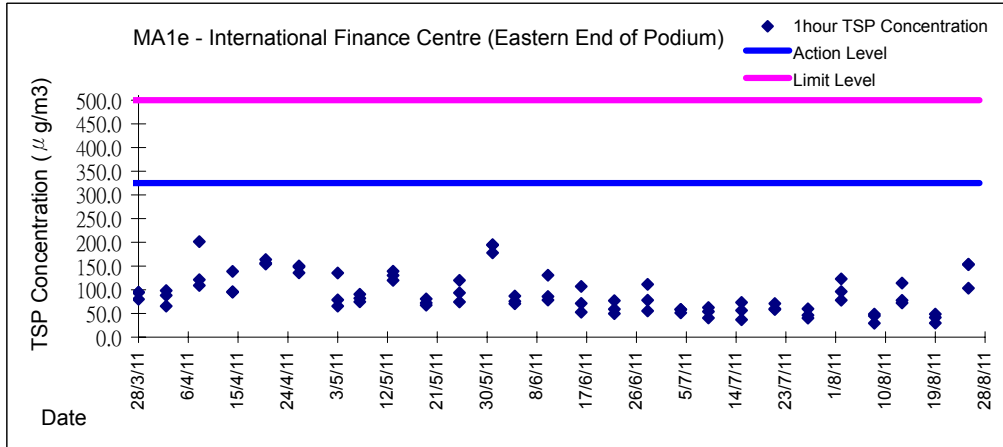


Location: CMA5a - Children Garden opposite to Pedestrian Plaza

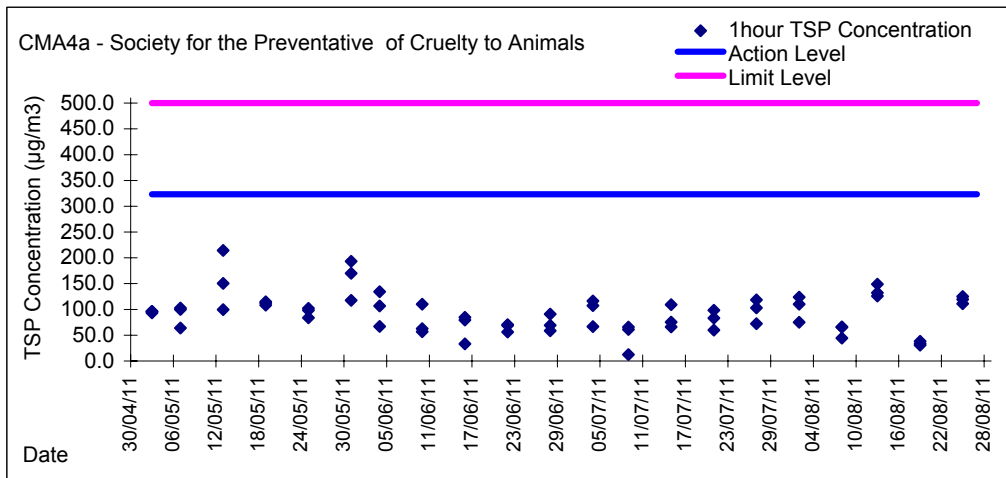
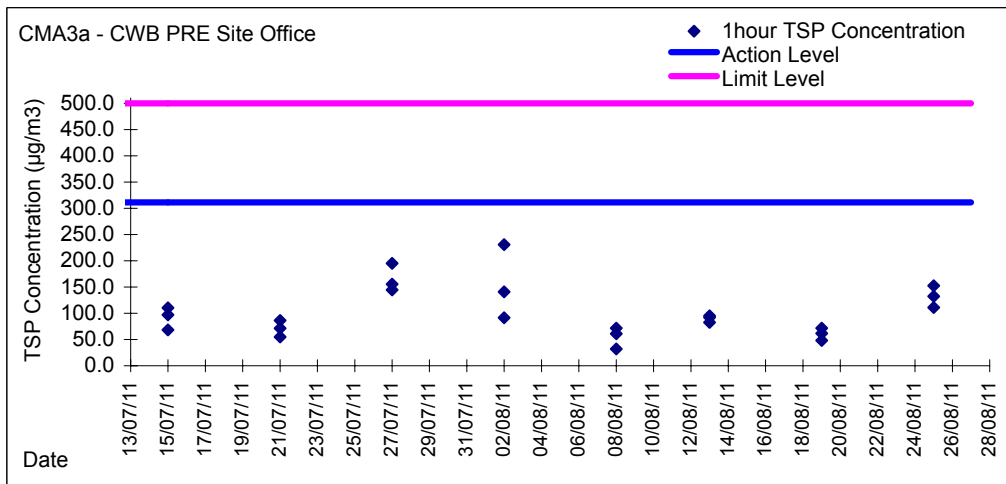
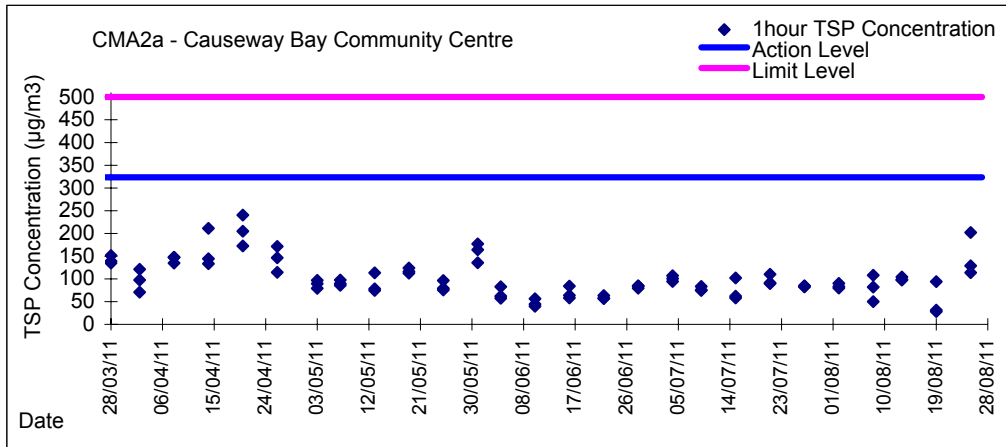
Report on 1-hour TSP monitoring  
Action Level ( $\mu\text{g}/\text{m}^3$ ) - 332  
Limit Level ( $\mu\text{g}/\text{m}^3$ ) - 500

Date	Sampling Time	Weather Condition	Filter paper no.	Filter Weight, g		Elapse Time, hr		Sampling Time, hr	Flow Rate, $\text{m}^3/\text{min}$			Total Volume, $\text{m}^3$	TSP Level, $\mu\text{g}/\text{m}^3$
				Initial	Final	Initial	Final		Initial, $Q_{si}$	Final, $Q_{sf}$	Average		
25/8/2011	8:20	Fine	001173	2.7520	2.7613	14721.44	14722.44	1.00	1.12	1.12	1.12	67	138
25/8/2011	9:38	Fine	001174	2.7755	2.7871	14722.44	14723.44	1.00	1.15	1.15	1.15	69	168
25/8/2011	13:00	Fine	001175	2.7733	2.7799	14723.44	14724.44	1.00	0.98	0.98	0.98	59	113

Graphic Presentation of 1 hour TSP Result

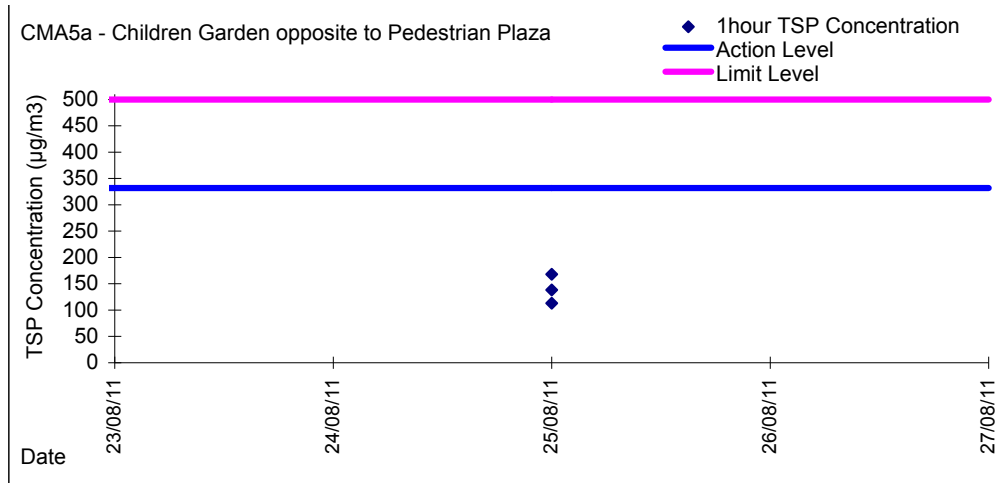


Graphic Presentation of 1 hour TSP Result



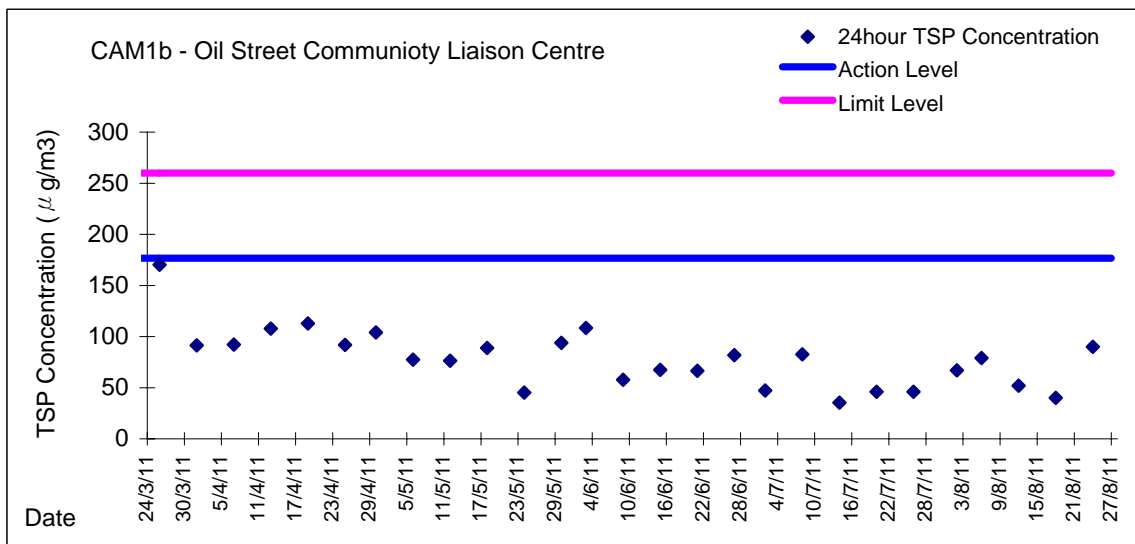
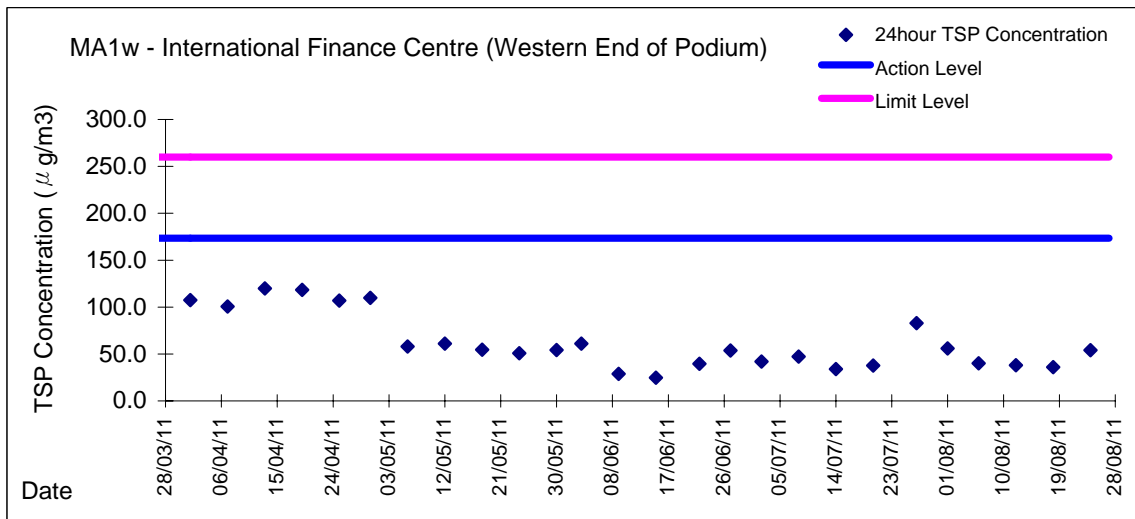
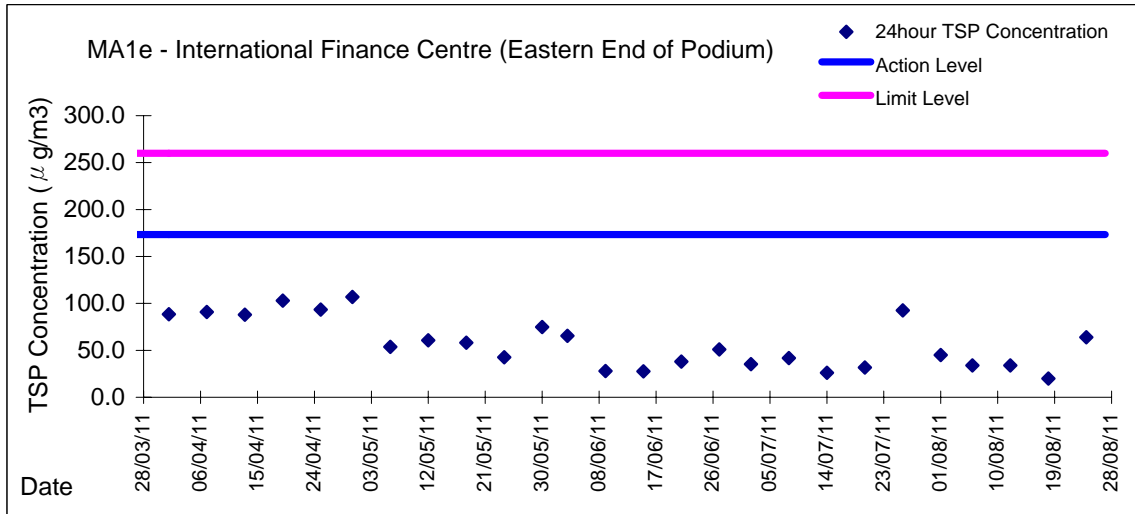


Graphic Presentation of 1 hour TSP Result





Graphic Presentation of 24 hour TSP Result





Graphic Presentation of 24 hour TSP Result

